

## Instructions

49-HASR

September, 2017  
Supersedes Issue of  
December, 1999

Reset Extender for Solid State Overloads  
Sizes 00 - 4  
ESP200 Starters  
Cat No 49ASRE

### Description

The 49ASRE is a 2 piece adjustable reset extension for use on **ESP200** starters that are mounted in enclosed starters (see Figure 1).




Figure 1

### Installation

The reset extender snap fits on the blue reset button of **ESP200** solid state overloads (see Figure 2).

1. Push the side of the extender over the edge of the reset button until it snaps into position (see Figure 3).
2. Slide the cap over the extender while the cap is rotated approximately 30°.
3. When the top of the cap is at the desired height, twist the cap clockwise to lock into position (see Figure 4).
4. To reposition cap for different height, twist the cap counter clockwise until the snap unlocks, then slide the cap to desired height and twist clockwise to lock.




Figure 2




Figure 3



Figure 4

	<b>⚠ WARNING</b>
	<b>Hazardous voltage.</b> Can cause death, serious personal injury, or property damage.  Disconnect power before working on this equipment.