

ShopTurn

Turning and Milling with ShopTurn

Brochure · August 2008



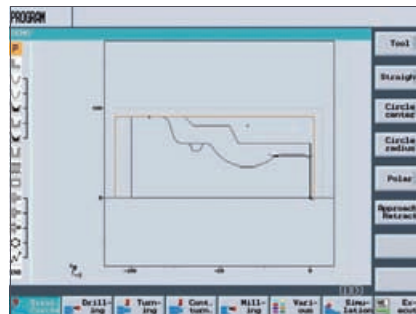
SINUMERIK

SIEMENS

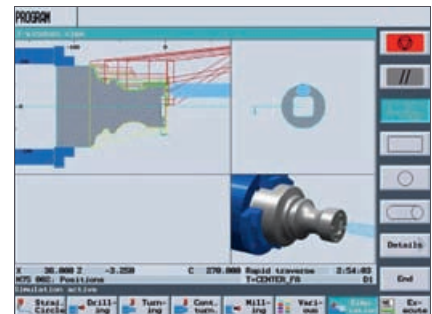
Turning and Milling with ShopTurn

The technology package for the shopfloor

Everything will turn out fine, if you use SINUMERIK and ShopTurn. Since this combination enables you to easily accomplish even sophisticated turning tasks. Together with the ShopTurn operation and programming software, operation of the turning machine and programming of workpieces becomes child's play.



Dynamic broken-line graphics



Simulation

Graphical programming

- Extremely short programming time for single parts and small series
- Operator-friendly implementation of technological production steps in ShopTurn machining plans without DIN/ISO know-how
- Clear display of all technological information in machining steps
- Input without documentation thanks to dynamic help displays
- Avoidance of invalid inputs through dynamic online graphics



- Transparent, clearly structured programming in machining steps
- Programming without DIN/ISO know-how
- Easily understandable symbols for characterizing the machining steps
- Linking of contours with stock removal cycles
- Linking of drilling and milling operations with position patterns
- Simple modification, insertion and deletion of machining steps

Significant reduction in programming time compared to the DIN/ISO programming

- Dynamic broken-line graphics for to-scale representation of the workpiece
- Dynamic auxiliary graphics as input support for cycle parameters


DIN/ISO programming

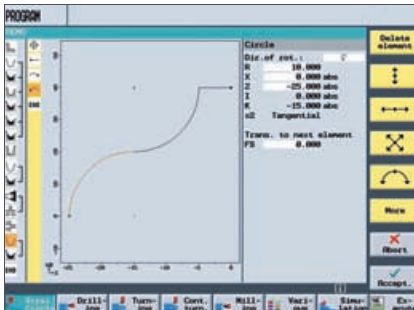
Full ASCII editor for flexible creation of DIN/ISO programs

- Input support for standard machining cycles and contour
- Input support for automatic measuring cycles
- Shortest machining time for large series and special applications
- Complete flexibility thanks to high-performance DIN/ISO programming for a maximum number of machining options
- Wide range of standard cycles for machining and measuring tasks

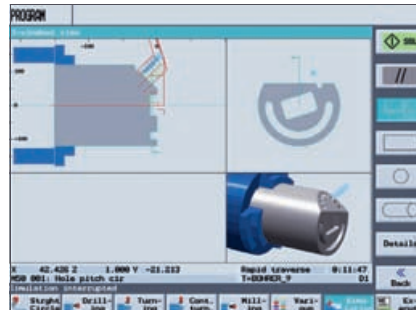
Simulation

- Maximum process reliability thanks to simulation with real tool data
- Optimum display of the workpiece in high-resolution 3D graphics
- Display in turning plane, front view and 3D view
- Uniform simulation for graphic programs, DIN/ISO programs as well as programs generated externally by CAM systems
- Additional functions, such as calculation of machining time

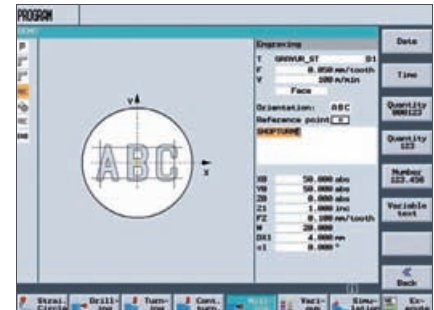




Contour calculator



Swiveling B axis



Engraving cycle

Machine setup

- Extremely short setup times thanks to operator prompting for determining workpiece zero points and tool lengths
- Simple management of tools through clear display of geometry and turret loading in a single table
- Menu-assisted scratching function for determining the work offset
- Tool measuring through scratching or tool probe (tool eye)
- Universal turning cycle for applications such as smooth jaws boring

Contour programming

- High-performance contour calculator for the creation of turning and milling contours
- Automatic calculation of partially defined geometry elements
- Automatic calculation of grinding stock allowances
- Import of DXF files possible via optional CAD reader

Machining cycles

Stock removal cycle

- Stock removal of freely definable contours
- Axis and contour roughing and finishing in parallel
- Automatic detection of residual material
- Stock removal cycle for plunge-cutting and plunge-turning of freely definable contours
- Freely definable blank contour
- Grooving/undercut cycles
- Grooving cycle for arbitrary trapezoidal grooves
- Undercut cycle for arbitrary thread and DIN thread undercut Form E, Form F

Swiveling B axis

- Milling and drilling on swiveled planes
- Turning with swiveled tools

Threading cycles

- Face, longitudinal and taper thread
- Constant and variable pitch
- Linear and degressive infeed
- Machining of multiple-start threads

Drilling cycles

- Centering, deep-hole drilling and tapping with non-rotating tools
- Arbitrary drill holes on front face and peripheral surface with rotating tools

Milling cycles

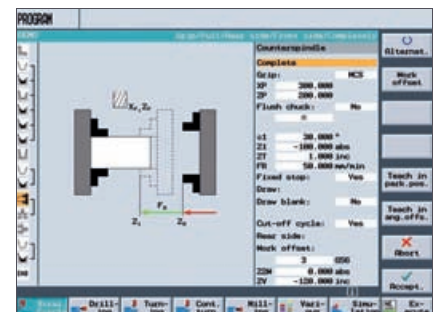
- Arbitrary milling on front face and peripheral surface
- Standard geometries such as circular and rectangular pockets
- Solid machining cycle for free geometries with residual material detection
- Engraving of arbitrary texts

Position pattern

- Arbitrary position pattern on front face and peripheral surface
- Position patterns such as line, circle, grid or frames, with suppression of positions

Counterspindle machining

- Counterspindle cycle with graphic input
- Automatic workpiece transfer



Counterspindle cycle

Turning and Milling with ShopTurn

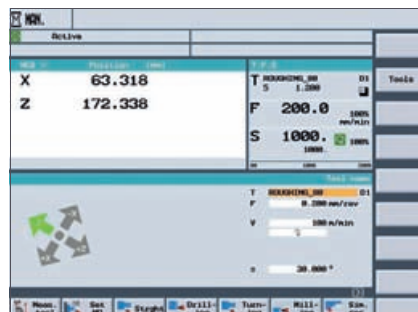
The technology package for the shopfloor

Tools

- Clear display of tool and setup data in a single table
- Quantity and tool life monitoring with replacement tools

Automatic functions

- Block search also on certain machining operations in position patterns
- Display of traversing paths of machining steps in G code (basic block display)



Operating mode Manual

Manual machine

(SINUMERIK 840D sl only)

Additional operating options for cycle-controlled lathes

- Turning of straight lines and chamfers with intermediate switch
- Individual machining of turning, milling and drilling cycles without creation of a program
- Thread repair cycle

Accessories

- PC training and programming tool
- CAD reader for PC

CNCs

ShopTurn is available on the following CNCs

- SINUMERIK 810D/840D
- SINUMERIK 840D sl/840Di sl

More information on SINUMERIK and ShopTurn is available at:

www.siemens.com/sinumerik

www.siemens.com/cnc4you

Electronic ordering via the Internet with the A&D Mall:

www.siemens.com/automation/mall

Your personal contact partner is listed at:

www.siemens.com/automation/partner

Siemens AG
Industry Sector
Drive Technologies
Motion Control Systems
Postfach 31 80
91050 ERLANGEN
GERMANY

www.siemens.com/sinumerik

Subject to change without prior notice
Order No.: 6ZB5411-0AW02-0BA3
Dispo 09400
BR 0808 5. VOG 4 En / 822312
Printed in Germany
© Siemens AG 2008

The information provided in this brochure contains descriptions or characteristics of performance which in case of actual use do not always apply as described or which may change as a result of further development of the products. An obligation to provide the respective characteristics shall only exist if expressly agreed in the terms of contract. Availability and technical specifications are subject to change without notice.

All product designations may be trademarks or product names of Siemens AG or supplier companies whose use by third parties for their own purposes could violate the rights of the owners.